

**Direct current dimmable (TRAILING EDGE-LEADING EDGE) electronic drivers**  
**Alimentatori elettronici dimmerabili (IGBT-TRIAC) in corrente continua**

Made in Italy



MICRO MD




MICRO MD BI



Article Articolino	Code Codice	P out W	V out DC no dimming	V out DC dimming	I out DC	U out V	ta °C	tc °C	l max. Power Factor	h max. Efficiency <sup>(1)</sup>
<b>Constant current output - Uscita in corrente costante</b>										
<b>MICRO MD 180</b>	127106	6	25...36	28...36	180 mA cost.	50	-25...+45	70	0,96	> 82 %
<b>MICRO MD 180 BI</b>	127107									
<b>MICRO MD 250</b>	127048	7	12...28	14...28	250 mA cost.	35	-25...+45	70	0,96	> 82 %
<b>MICRO MD 250 BI</b>	127049									
<b>MICRO MD 270</b>	127108	10	22...36	25...36	270 mA cost.	50	-25...+45	70	0,96	> 82 %
<b>MICRO MD 270 BI</b>	127109									
<b>MICRO MD 350</b>	127040	10	8,5...28	12...28	350 mA cost.	35	-25...+45	70	0,9 C - 0,96	> 82 %
<b>MICRO MD 350 BI</b>	127041									
<b>MICRO MD 500</b>	127042	10	6...20	9...20	500 mA cost.	35	-25...+45	70	0,9 C - 0,96	> 82 %
<b>MICRO MD 500 BI</b>	127043									
<b>MICRO MD 700</b>	127046	10	3...14	6...14	700 mA cost.	25	-25...+45	70	0,8 C - 0,96	> 82 %
<b>MICRO MD 700 BI</b>	127047									

<sup>(1)</sup> Referred to  $V_m = 230$  V, 100% load - Riferito a  $V_m = 230$  V, carico 100%  
<sup>(2)</sup> Not for "BI" models - Non per modelli "BI"

Accessories not supplied - Accessori non a corredo	
Article - Articolino	Code - Codice
ETDU29 (12.2)	180426
ETD2E9 (12.2)	180427



**Rated Voltage**  
**Tensione Nominale**  
 220 ÷ 240 V

**Frequency**  
**Frequenza**  
 50-60 Hz

**AC Operation range**  
**Tensione di utilizzo AC**  
 198 ÷ 264 V

**Power - Potenza**  
 3 ÷ 10 W

**iTHD**  
 ≤ 10% <sup>(1)</sup>

**Output current ripple**  
 ≤ 20% <sup>(1)</sup>

**Standards compliance**  
 EN 55015  
 EN 61000-3-2  
 EN 61000-3-3  
 EN 61347-1  
 EN 61347-2-13  
 EN 61547  
 EN 62384  
 VDE 0710-T14

**Max. pcs for CB B16A**  
 (see page info17)  
 50 pcs


**In rush current**  
 2A 50μsec

### Features

- IP20 independent driver, for indoor use (MICRO MD).
- Class II protection against electric shock for direct or indirect contact (MICRO MD).
- Driver for built-in use (MICRO MD BI).
- It can be used for lighting equipment in protection class I and II (MICRO MD BI).
- Active Power Factor Corrector.
- Current regulation ±8 % including temperature variations.
- Supplied with terminal cover and cable retainer (MICRO MD).
- Input and output terminal blocks on the same side (wire cross-section up to 1,5 mm<sup>2</sup> / AWG15).
- Clamping screws on primary and secondary circuits for cables with diameter: min. 3 mm - max. 8 mm (MICRO MD).
- Driver can be secured with slot for screws.
- Protections:
  - against overheating and short circuits;
  - against mains voltage spikes;
  - against overloads.
- Thermal protection = C.5.a.

### Caratteristiche

- Alimentatore indipendente IP20, per uso interno (MICRO MD).
- Protetto in classe II contro le scosse elettriche per contatti diretti e indiretti.
- Alimentatore da incorporare (MICRO MD BI).
- Utilizzabile per apparecchi di illuminazione in classe di protezione I e II (MICRO MD BI).
- PFC attivo.
- Corrente regolata ±8 % incluse variazioni di temperatura.
- Forniti di coprimorsetto e serracavo (MICRO MD).
- Morsetti di entrata e uscita sullo stesso lato (sezione cavo fino a 1,5 mm<sup>2</sup> / AWG15).
- Serracavo su primario e secondario per cavi di diametro: min. 3 mm - max. 8 mm (MICRO MD).
- Fissaggio dell'alimentatore tramite asole per viti.
- Protezioni:
  - termica e cortocircuito;
  - contro le extra-tensioni di rete;
  - contro i sovraccarichi.
- Protezione termica = C.5.a.



3.1.3

Dimmable multipower drivers - Compact case - PHASE CUT  
 Alimentatori multipotenza regolabili - Formato compatto - TAGLIO DI FASE

**Direct current dimmable (TRAILING EDGE-LEADING EDGE) electronic drivers**  
**Alimentatori elettronici dimmerabili (IGBT-TRIAC) in corrente continua**

Made in Italy

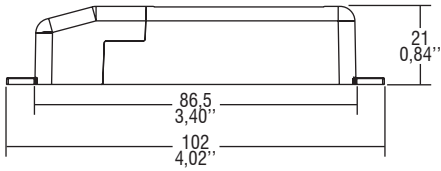
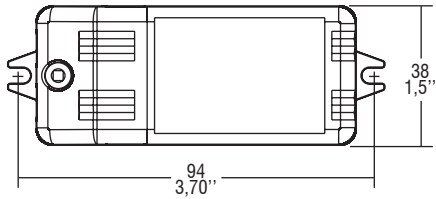


**IP 20**



Ø42  
1,65"

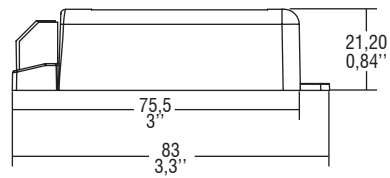
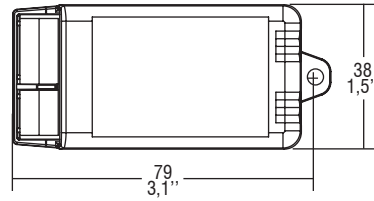
Weight - Peso: gr. 68 / 2,4 oz.  
Pcs - Pezzi 60



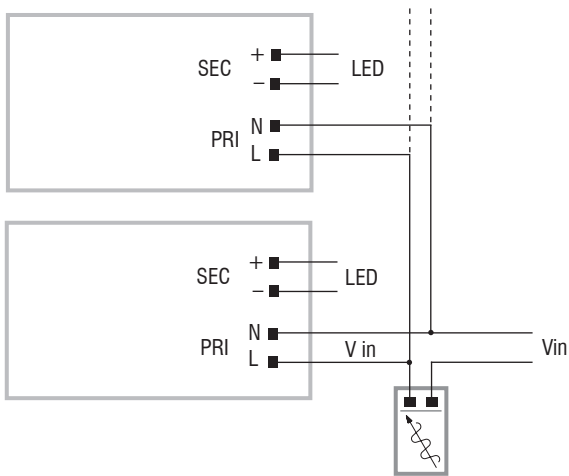
**BUILT-IN**



Weight - Peso gr. 58 / 2,1 oz.  
Pcs - Pezzi 60



**Wiring diagram - Schema di collegamento** (Max. LED distance on page info8 - Massima distanza LED a pagina info8)



**3.1.3**

Dimmable multipower drivers - Compact case - PHASE CUT  
Alimentatori multipotenza regolabili - Formato compatto - TAGLIO DI FASE